



Derivative Insights

26.05.2026



GEOJIT

PEOPLE YOU PROSPER WITH

Option OI Spectrum - Indices

MONTHLY	NIFTY		BANK NIFTY		SENSEX	
	Calls	Puts	Calls	Puts	Calls	Puts
H'st OI Chg	24400	24000	55700	55000	76300	76200
H'st OI	25000	24000	56000	54000	79000	75500
H'st Vol	24000	24000	55000	55000	76300	76300

Upcoming Expiry

WEEKLY	NIFTY		SENSEX		BANK NIFTY Monthly	26.05.2026
	Calls	Puts	Calls	Puts		
H'st OI Chg	25000	24000	76000	76000	NIFTY Monthly	26.05.2026
H'st OI	25000	23000	80000	76000	SENSEX Monthly	27.05.2026
H'st Vol	24000	24000	80000	76000	NIFTY Weekly	02.06.2026
					SENSEX Weekly	04.06.2026

Stock Futures in Focus

Future*	Pr Close	Pr % Chg	OI % Chg	Comments
SAMMAANCAP	168.81	4.51	-48.47	Short Covering
NAUKRI	938.35	-2.69	-72.11	Long Unwinding

Comments:

Nifty weekly contract has the highest open interest at 25000 CE and 23000 PE while monthly contracts have the highest open interest at 25000 CE and 24000 PE. The highest OI addition was seen at 25000 CE and 24000 PE in weekly and at 24400 CE and 24000 PE in monthly contracts. Fills increased their future index long holdings by 17.60%, decreased future index shorts by 0.88% and in index options, 22.34% increase in Call longs, 10.57% increase in Call short, 3.43% increase in Put longs and 25.61% increase in Put shorts.

Index F&O

	NIFTY		BANK NIFTY		SENSEX	
	Last	Chg	Last	Chg	Last	Chg
Near Future	24119	343	55575	1234	76800	1205
Discount	87	30	281	-4	311	132
Straddle*	192	-95	555	-246	828	-245

FII Activity in Index F&O

	Fut longs	Fut shorts	CE Longs	CE Shorts	PE Longs	PE Shorts
OI % Change	17.60	-0.88	22.34	10.57	3.43	25.61
Open Interest	51190	266167	799957	1024401	843791	668943

* Upcoming Expiry

Stock Options

Upmoves Nearing Resistance

Ticker Symbol	CMP	Call strike
HINDALCO	1099.6	1100
ASIANPAINT	2657.8	2660
BHEL	419.4	420
BSE	4291.2	4300
INDUSTOWER	438.85	440

These stocks have shown uptrend, but await break of key resistance as indicated by the strike with the highest CE OI.

Consolidation Underway

Ticker Symbol	CMP	CE Strike	PE Strike	% Range
IDEA	14.04	15	11	28.49
POWERINDIA	35635	40000	30000	28.06
TATAELXSI	4327.2	5000	3800	27.73
PGEL	471.25	600	470	27.59
ABCAPITAL	363.65	400	300	27.50

These stocks are undergoing consolidation, unable to break beyond previous congestion points, as indicated by the CE and PE strikes with the highest OI. Given the distance between the key CE and PE strikes, upmoves/downmoves may take time to gain momentum.

Upside Breakout Underway

Ticker Symbol	CMP	Call strike
COFORGE	1398	1200
SRF	2711	2500
POLICYBZR	1791.5	1660
BIOCON	430.05	400
JSWENERGY	557.05	525

These stocks have shown uptrend, and have just broken above resistance as indicated by the strike with the highest CE OI.

Downmoves Nearing Support

Ticker Symbol	CMP	Put strike
KAYNES	3400.3	3400
NTPC	390.05	390
NYKAA	270.05	270
PRESTIGE	1401.4	1400
TATASTEEL	210.22	210

Downtrend may have started for these stocks, but await break of support as indicated by the strike with the highest PE OI.

Narrow Range

Ticker Symbol	CMP	CE Strike	PE Strike	% Range
UPL	652.3	660	655	0.77
SHRIRAMFIN	961.95	940	950	1.04
ADANIPOWER	1802.9	1800	1780	1.11
AXISBANK	1311.2	1300	1280	1.53
COLPAL	2097	2200	2160	1.91

These stocks are undergoing consolidation, in a narrow trading range as indicated by the strikes with the highest CE and PE OI. Potential candidates for buying straddles/strangles in anticipation of breakout.

Downside Breakout Underway

Ticker Symbol	CMP	Put strike
IEX	127.58	150
MAXHEALTH	1000.85	1100
UNITDSPR	1284.1	1400
BLUESTARCO	1652.3	1800
POWERGRID	295.35	320

These stocks have shown downtrend, and have just broken below support as indicated by the strike with the highest PE OI, pointing to more downsides.

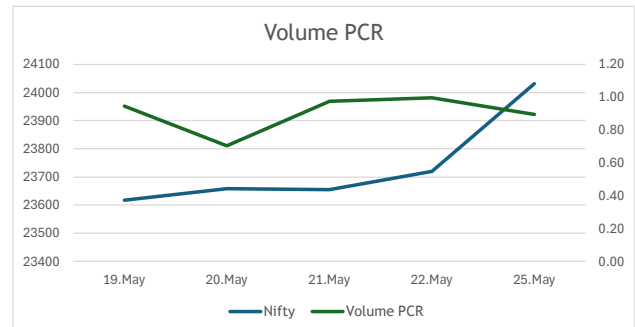
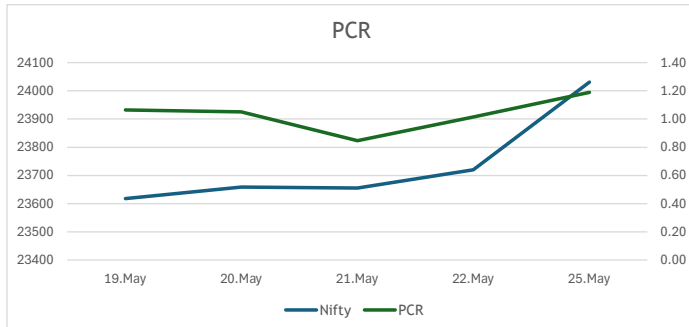
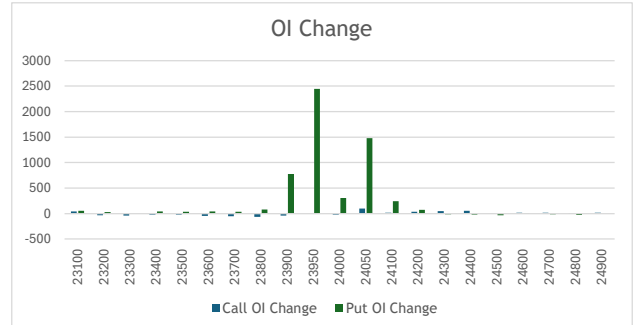
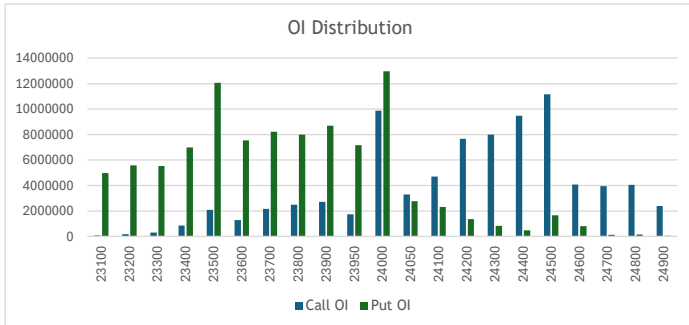
Stock Futures

Long buildup			Short covering			Short buildup			Long unwinding		
Scripcode	Prc%	OI%	Scripcode	Prc%	OI%	Scripcode	Prc%	OI%	Scripcode	Prc%	OI%
			ADANIPOWER	6.38	-65.64				SIEMENS	-4.26	-59.29
			EICHERMOT	6.08	-71.28				OIL	-3.49	-47.96
			GAIL	5.25	-60.01				NYKAA	-2.82	-64.01
			UNIONBANK	4.70	-61.19				NAUKRI	-2.69	-72.11
			ADANIENT	4.68	-51.78				PAGEIND	-2.49	-71.99
			SAMMAANCAP	4.51	-48.47				COLPAL	-2.32	-66.00
			BANKINDIA	4.44	-50.62				MAXHEALTH	-1.96	-54.04
			CANBK	4.26	-47.99				ONGC	-1.94	-55.28
			BPCL	4.05	-52.35				VBL	-1.72	-47.57

NIFTY Expiry Insights

CALL						PUT									
OI Advance			OI Decline			Most Active		OI Advance			OI Decline			Most Active	
Strike	OI	OI Chg	Strike	OI	OI Chg	Strike	Volume	Strike	OI	OI Chg	Strike	OI	OI Chg	Strike	Volume
24400	9478105	3453645	23800	2492100	-4630600	24000	9066649	24000	12978745	9797320	22000	4747925	-2750215	24000	6755626
24300	8008780	2608905	24000	9877530	-2854605	23950	4233155	23900	8696155	7706400	22800	3133520	-2299830	23950	5559388
24200	7656155	2013440	23700	2182765	-2633475	24100	4092535	23950	7165275	6883955	22500	8211710	-1361555	23900	4973233
24050	3289455	1650025	23750	569400	-2101190	24200	4080429	23800	7998705	3635190	21000	2494830	-1191775	23800	3499612
24450	2538770	1031745	23850	625690	-1723280	24050	3593619	23850	4024085	3388840	22300	1071590	-1168440	23700	2739870

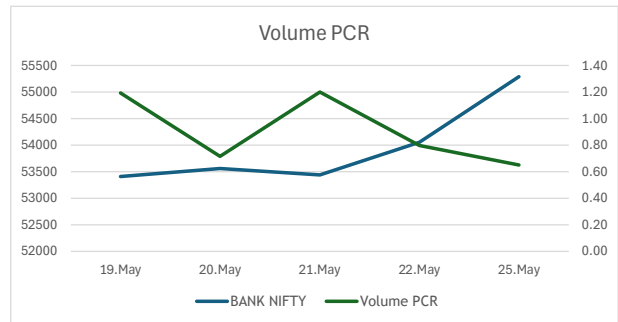
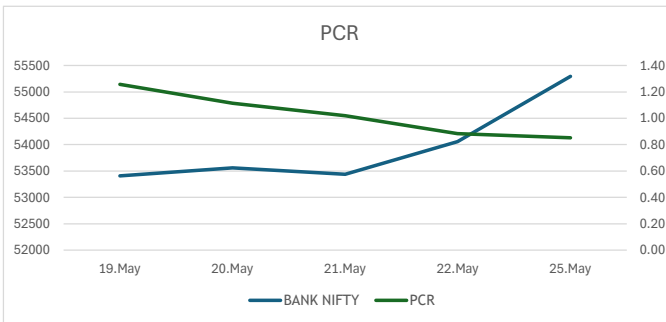
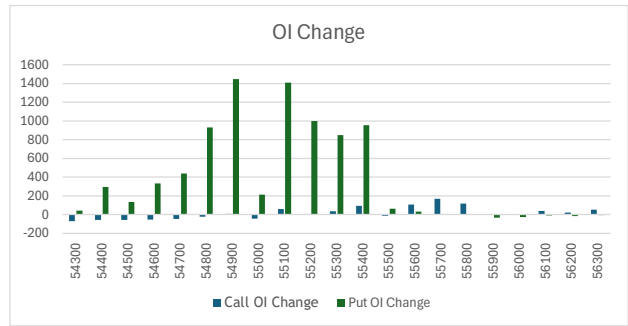
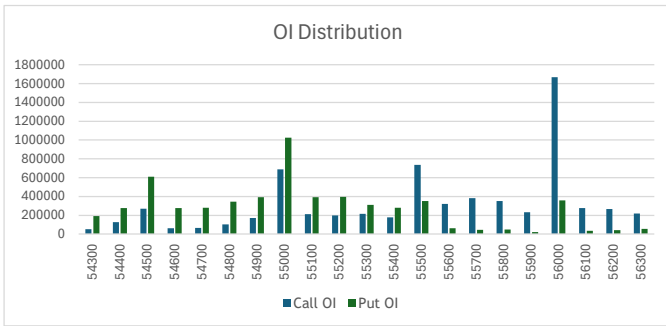
Option Spectrum												
Call						Put						
Comments	Volume	Price	OI	OI%Chg	Price%	Strike	Price%	OI%Chg	OI	Price	Volume	Comments
Long Addition	1636	955.45	98930	45.37	45.65	23100	-72.11	54.81	4994925	2.65	667768	Short Addition
Short Covering	4679	863.2	187655	-32.09	55.45	23200	-79.51	29.85	5585320	2.95	773868	Short Addition
Short Covering	7221	759.25	321750	-37.56	65.45	23300	-85.59	-3.25	5544955	3.2	802376	Long Unwinding
Short Covering	15471	663.55	865800	-24.47	77.49	23400	-88.79	41.88	7004205	3.95	1037461	Short Addition
Short Covering	69998	564.45	2097420	-22.24	95.18	23500	-91.27	37.71	12064260	4.8	1914606	Short Addition
Short Covering	84874	458.3	1308645	-44.23	110.28	23600	-92.6	45.86	7543250	6.25	1813716	Short Addition
Short Covering	342138	362.35	2182765	-54.68	129.41	23700	-92.68	32.63	8220420	9.15	2739870	Short Addition
Short Covering	963381	269.3	2492100	-65.01	141.74	23800	-91.19	83.31	7998705	15.6	3499612	Short Addition
Short Covering	3058601	184.45	2713230	-36.06	147.42	23900	-87.44	778.62	8696155	30.2	4973233	Short Addition
Short Covering	4233155	146.7	1733615	-3.43	141.68	23950	-84.55	2447.02	7165275	42.05	5559388	Short Addition
Short Covering	9066649	115.3	9877530	-22.42	133.64	24000	-81.09	307.95	12978745	58.95	6755626	Short Addition
Long Addition	3593619	87.1	3289455	100.65	123.91	24050	-76.86	1480.34	2759120	80.65	1572643	Short Addition
Long Addition	4092535	64.8	4710030	16.43	109.71	24100	-72.91	242.55	2329665	106.65	1202568	Short Addition
Long Addition	4080429	33.3	7656155	35.68	68.61	24200	-63.59	73.46	1383525	174.4	405885	Short Addition
Long Addition	2395935	16.35	8008780	48.31	25.77	24300	-55.29	-13.3	829790	257.75	96558	Long Unwinding
Long Addition	1601806	9.15	9478105	57.33	2.23	24400	-46.56	-21.05	481585	352.5	25716	Long Unwinding
Short Addition	1864190	5.5	11169535	2.52	-16.03	24500	-40.96	-30.85	1658670	448.5	47026	Long Unwinding
Short Addition	944626	3.4	4071340	19.56	-24.44	24600	-37	0.42	808340	540.25	3299	Short Addition
Short Addition	677619	2.35	3956550	17.36	-31.88	24700	-34.88	-14.21	136175	635.55	1285	Long Unwinding
Short Addition	539366	1.75	4058275	1.63	-35.19	24800	-31.56	-27.66	156195	735.55	2009	Long Unwinding
Short Addition	234575	1.4	2408120	19.84	-33.33	24900	-26.18	-4.03	61945	846.05	254	Long Unwinding



BANK NIFTY Expiry Insights

CALL							PUT								
OI Advance			OI Decline			Most Active	OI Advance			OI Decline			Most Active		
Strike	OI	OI Chg	Strike	OI	OI Chg	Strike	Volume	Strike	OI	OI Chg	Strike	OI	OI Chg	Strike	Volume
55700	384300	240960	55000	687090	-545670	55000	1077511	55000	1026030	697260	50000	550440	-438720	55000	906112
55800	352500	189720	60000	1169520	-518220	55500	744949	55100	394740	368610	50500	188940	-291030	54000	539014
55600	321390	165570	54500	269070	-372570	56000	695336	54900	392160	366810	51000	344310	-229470	54500	515364
55400	178380	85320	54000	798750	-343050	55100	494199	55200	396960	360840	52000	685050	-138690	54900	512864
55100	211740	77340	58000	929730	-292230	55200	484940	54500	610050	348330	56000	357090	-130290	54800	397309

Option Spectrum												
Call						Put						
Comments	Volume	Price	OI	OI%Chg	Price%	Strike	Price%	OI%Chg	OI	Price	Volume	Comments
Short Covering	15423	1109.85	50190	-72.53	225.09	54300	-94.7	41.6	191250	22.2	176653	Short Addition
Short Covering	23189	972.1	127080	-56.41	216.18	54400	-94.32	293.55	274740	26.6	195340	Short Addition
Short Covering	108507	938.1	269070	-58.07	258.67	54500	-93.97	133.09	610050	31.85	515364	Short Addition
Short Covering	57427	854.15	63510	-52.83	277.52	54600	-93.68	332.57	276150	39.85	252086	Short Addition
Short Covering	97976	745	64380	-46.19	285.21	54700	-92	436.9	281550	50.6	274117	Short Addition
Short Covering	281276	666.8	104670	-24.59	293.74	54800	-90.92	929.21	344580	63.35	397309	Short Addition
Long Addition	382209	582	171300	5.9	295.11	54900	-89.63	1446.98	392160	80.3	512864	Short Addition
Short Covering	1077511	493.4	687090	-44.26	294.72	55000	-88.58	212.08	1026030	101	906112	Short Addition
Long Addition	494199	425.05	211740	57.54	304.81	55100	-86.51	1410.68	394740	124.15	343391	Short Addition
Long Addition	484940	349	198810	3.47	265.25	55200	-84.81	999	396960	161.55	240476	Short Addition
Long Addition	384488	298	216330	34.46	257.31	55300	-81.77	847.75	310200	197.45	128103	Short Addition
Long Addition	301239	254.35	178380	91.68	258.74	55400	-81.32	957.27	279120	223	62855	Short Addition
Short Covering	744949	208.1	736710	-11.14	228.75	55500	-77.92	64.26	351690	288.05	85444	Short Addition
Long Addition	285246	176.6	321390	106.26	235.42	55600	-75.13	33.97	61410	331	14352	Short Addition
Long Addition	224905	134.9	384300	168.1	192.31	55700	-72.25	1.56	46980	399.25	7888	Short Addition
Long Addition	240453	108.2	352500	116.55	148.17	55800	-71.5	-1.6	48060	449.5	5063	Long Unwinding
Long Addition	175857	85.65	233040	3.34	132.43	55900	-68.2	-32.55	23190	545.4	2309	Long Unwinding
Short Covering	695336	67.65	1667880	-4.43	100.15	56000	-66.7	-26.73	357090	628.15	22522	Long Unwinding
Long Addition	112746	52.2	275910	37.04	73.13	56100	-62.33	-10.22	36090	685.2	812	Long Unwinding
Long Addition	104949	42.8	267570	20.94	55.07	56200	-61.29	-16.1	43290	811	658	Long Unwinding
Long Addition	74608	35	219780	50.55	52.51	56300	-56.9	-6.62	58020	942.7	494	Long Unwinding



DISCLAIMERS & DISCLOSURES:

CERTIFICATION

I, Tency N. Kurien, analyst of Geojit Investments Limited, hereby certify that all the views expressed in this research report reflect our personal views about any or all of the subject issuer or securities. This report has been prepared by the Research Team of Geojit Investments Limited.

The Research Analyst hereby declare that:

- i. It is duly registered with SEBI as a Research Analyst pursuant to the SEBI (Research Analysts) Regulations, 2014 and its registration details are: INH000019567
- ii. It has registration and qualifications required to render the services contemplated under the SEBI (Research Analysts) Regulations, 2014 ("RA Regulations"), and the same are valid and subsisting.
- iii. Research analyst services provided by it do not conflict with or violate any provision of law, rule or regulation, contract, or other instrument to which it is a party or to which any of its property is or may be subject;
- iv. The maximum fee that may be charged by Research Analyst is ₹1.51 lakhs per annum per family of client.
- v. The recommendations provided by Research Analyst do not provide any assurance of returns.

COMPANY OVERVIEW

Geojit Investments Limited Corporate Identification Number (CIN): U66110KL2023PLC080586 and SEBI Registration Number - Research Entity: INH000019567, having its registered office at 7th Floor, 34/659 - P, Civil Line Road, Padivattom, Edappally, Ernakulam, Kerala, India, 682024 is an investment services company with memberships in National Stock Exchange (NSE), Bombay Stock Exchange (BSE), Multi Commodity Exchange (MCX) and National Commodity & Derivatives Exchange (NCDEX). GIL offers advanced trading and investing platforms, and in-depth research reports & recommendations on equities, commodities, currencies and bonds. As a depository participant of NSDL and CDSL, GIL offers comprehensive investment related services like de-materialization, transmission and, hassle free distribution of benefits from corporate actions. GIL as a SEBI registered Research Entity, prepares and shares research data and reports periodically with clients, investors, stake holders and general public in compliance with the Securities and Exchange Board of India Act, 1992, the Securities and Exchange Board Of India (Research Analysts) Regulations, 2014 and/or any other applicable directives, instructions or guidelines issued by the Regulators from time to time.

DISTRIBUTION OF REPORTS

This document is not for public distribution and has been furnished to you solely for your information and must not be reproduced or redistributed to any other person. Geojit Investments Limited will not treat the recipients of this report as clients by virtue of their receiving this report.

GENERAL REPRESENTATION

The research reports do not constitute an offer or solicitation for the purchase or sale of any financial instruments, inducements, promise, guarantee, warranty, or as an official confirmation of any transaction or contractual obligations of any kind. This report is provided for assistance only and is not intended to be and must not alone be taken as the basis for an investment decision. The information contained herein is from publicly available data or other sources believed to be reliable, but we do not represent that it is accurate or complete and it should not be relied on as such. We have also reviewed the research report for any untrue statements of material facts or any false or misleading information. While we endeavour to update on a reasonable basis the information discussed in this material, there may be regulatory, compliance, or other reasons that prevent us from doing so.

RISK DISCLOSURE

Geojit Investments Limited and/or its Affiliates and its officers, directors and employees including the analyst/authors shall not be in any way held responsible for any loss or damage that may arise to any person from any inadvertent error in the information contained in this report. Investors may lose his/her entire investment under certain market conditions, so before acting on any advice or recommendation in this material, investors should consider whether it is suitable for their particular circumstances and, if necessary, seek professional advice. This report does not take into account the specific investment objectives, financial situation/circumstances and the particular needs of any specific person who may receive this document. The user assumes the entire risk of any use made of this information. Each recipient of this report should make such investigation as it deems necessary to arrive at an independent evaluation of an investment in the securities of companies referred to in this report (including the merits and risks involved). The price, volume and income of the investments referred to in this report may fluctuate and investors may realize losses that may exceed their original capital.

TECHNICAL DISCLAIMER

We have prepared this report based on information believed to be reliable. The recommendations herein are based on 12-month horizon, unless otherwise specified. The investment ratings are on absolute positive/negative return basis. It is possible that due to volatile price fluctuation in the near to medium term, there could be a temporary mismatch to rating. For reasons of valuations/return/lack of clarity/event we may revisit rating at appropriate time. The stocks always carry the risk of being upgraded to buy or downgraded to a hold, reduce or sell. The opinions expressed are subject to change, but we have no obligation to tell our clients when our opinions or recommendations change. This report is non-inclusive and does not consider all the information that the recipients may consider material to investments. This report is issued by Geojit Investments Limited without any liability/undertaking/commitment on the part of itself or any of its entities. We may have issued or may issue on the companies covered herein, reports, recommendations or information which is contrary to those contained in this report. The securities described herein may not be eligible to all categories of investors. Reports based on technical analysis is focused on studying charts of a stock's price movement and trading volume, as opposed to focusing on a company's fundamentals and as such, may not match with a report on a company's fundamentals. We may have issued or may issue on the companies covered herein, reports, recommendations or information which is contrary to those contained in this report. Opinions expressed herein are our current opinions as of the date appearing on this report only. Geojit Investments Limited does not guarantee returns, profits, accuracy, or risk-free investments from the use of its research services. All opinions, projections, estimates in the reports are based on the analysis of available data under certain assumptions as of the date of preparation/publication of the report. Any investment made based on recommendations in the reports are subject to market risks, and recommendations do not provide any assurance of returns. There is no recourse to claim any losses incurred on the investments made based on the recommendations in the research report. Any reliance placed on the report provided by Geojit Investments Limited shall be as per the client's own judgement and assessment of the conclusions contained in the report. The SEBI registration, Enlistment with RAASB, and NISM certification do not guarantee the performance of the RA or assure any returns to the client.

JURISDICTION

The securities described herein may not be eligible for sale in all jurisdictions or to all categories of investors. The countries in which the companies mentioned in this report are organized may have restrictions on investments, voting rights or dealings in securities by nationals of other countries. Distributing/taking/sending/dispatching/transmitting this document in certain foreign jurisdictions may be restricted by law, and persons into whose possession this document comes should inform themselves about and observe any such restrictions. Failure to comply with this restriction may constitute a violation of any foreign jurisdiction laws. Foreign currencies denominated securities are subject to fluctuations in exchange rates that could have an adverse effect on the value or price of or income derived from the investment. Investors in securities such as ADRs, the value of which are influenced by foreign currencies effectively assume currency risk.

REGULATORY DISCLOSURES:

Geojit Investments Limited is a wholly owned subsidiary of Geojit Financial Services Limited. Group Companies / fellow subsidiaries of GIL are Geojit Financial Services Limited, Geojit Technologies Private Limited (Software Solutions provider), Geojit Credits Private Limited (NBFC Services provider), Geojit Fintech (P) Limited, Geojit IFSC Limited (a company incorporated under IFSC regulations), Qurum Business Group Geojit Securities LLC. (a joint venture of holding company in Oman engaged in financial services) Barjeel Geojit Financial Services LLC (a joint venture of holding company in UAE engaged in financial services) BBK Geojit Business Consultancy and Information KSC (C) (a fellow subsidiary in Kuwait engaged in financial services) and Aloula Geojit Capital Company (a joint venture in Saudi Arabia under liquidation. In the context of the SEBI Regulations on Research Analysts (2014), Geojit Investments Limited affirms that we are a SEBI registered Research Entity and in the course of our business as a stock market intermediary, we issue research reports /research analysis etc that are prepared by our Research Analysts. We also affirm and undertake that no disciplinary action has been taken against us or our Analysts in connection with our business activities.

In compliance with the above-mentioned SEBI Regulations, the following additional disclosures are also provided which may be considered by the reader before making an investment decision:

1. Disclosures regarding Ownership*:

Geojit Investments Limited confirms that:

(i) Geojit Investments Limited /its associates do not have financial interest in relation to the subject company (ies) covered herein/ has no other material conflict in relation to subject company, at the time of publication of the research report.

It/its associates have no actual beneficial ownership greater than 1% or more in relation to the subject company (ies) covered herein, at the end of the month immediately preceding the date of publication of the research report

Further, the Analyst confirms that:

(i) he, his associates and his relatives shall take reasonable care to ensure that they do not have stock holding in the securities covered herein, nor have any other financial interest, or other material conflict in the same, at the time of publication of the research report.

(ii) he, his associates and his relatives have no actual/beneficial ownership greater than 1% or more in the subject company covered, at the end of the month immediately preceding the date of publication of the research report

2. Disclosures regarding Compensation:

During the past 12 months, Geojit Investments Limited or its Associates:

(a) Have not received any compensation from the subject company; (b) Have not managed or co-managed public offering of securities for the subject company (c) Have not received any compensation for investment banking or merchant banking or brokerage services from the subject company (d) Have not received any compensation for products or services, other than investment banking or merchant banking or brokerage services from the subject company. (e) Have not received any compensation or other benefits from the subject company or third party in connection with the research report (f) The subject company is / was not a client during twelve months preceding the date of distribution of the research report, unless notified.

3. Disclosure by Geojit Investments Limited regarding the compensation paid to its Research Analyst:

Geojit Investments Limited hereby confirms that no part of the compensation paid to the persons employed by it as Research Analysts is based on any specific brokerage services or transactions pertaining to trading in securities of companies contained in the Research Reports.

4. Disclosure regarding the Research Analyst's connection with the subject company:

It is affirmed that, I, Tency N. Kurien, research analyst of Geojit Investments Limited have not served as an officer, director or employee of the subject company.

5. Disclosure regarding Market Making activity:

Neither Geojit Investments Limited /its Analysts have engaged in market making activities for the subject company.

6. Disclosure regarding conflict of interests

Geojit Investments Limited shall abide by the applicable regulations/ circulars/ directions specified by SEBI and Research Analyst Administration and Supervisory Body (RAASB) from time to time in relation to disclosure and mitigation of any actual or potential conflict of interest. Geojit Investments Limited will endeavour to promptly inform the client of any conflict of interest that may affect the services being rendered to the client.

Please ensure that you have read the "Risk Disclosure Documents for Capital Market and Derivatives Segments" as prescribed by the Securities and Exchange Board of India before investing.

7. Neither Geojit Investments Limited nor its Analysts have utilized any AI tools in the preparation of the research reports.

GRIEVANCE REDRESSAL

Compliance Officer

Ms. Indu K.

Geojit Investments Ltd

7th Floor, 34/659-P, Civil Line Road,

Padivattom, Edapally, Ernakulam,

682024

Kerala, India

Tele: 0484 -400 1367/ 641 1367

Email: compliance@geojit.com

Grievance Officer

Mr Nitin K

Geojit Investments Ltd

7th Floor, 34/659-P, Civil Line Road,

Padivattom, Edapally, Ernakulam,

682024

Kerala, India

Tele: 0484- 400 1363/ 641 1363

Email : grievances@geojit.com

STANDARD WARNING

Investment in securities market are subject to market risks. Read all the related documents carefully before investing.